

# LESSON 1

# DESCRIBE SOMEONE'S PERSONALITY



YUKI OGAWA

@YukiO

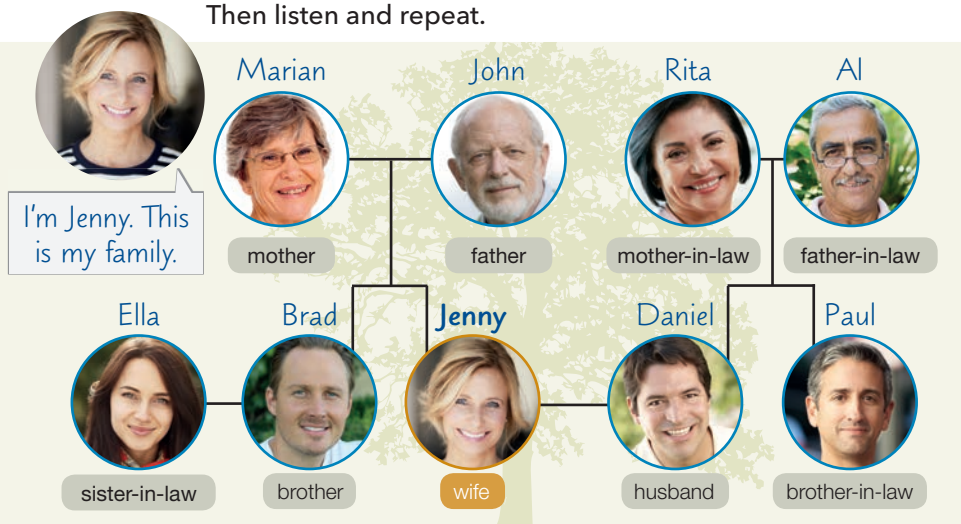
Lunch with my good friend Emma today. We talk a lot, but always online. Can't wait!

## 1 VOCABULARY Family and personality








### A FAMILY RELATIONSHIPS ▶02-01 Listen.

Then listen and repeat.



### B ▶02-02 ADJECTIVES TO DESCRIBE PERSONALITY Listen. Then listen and repeat.



### C PAIRS Talk about people in your family.

A: Is anyone in your family shy?

B: Yes, my grandfather is shy. Is anyone ...



## 2 GRAMMAR Questions with *who* and *what*; Answers

### Questions with *who*

### Answers

Who	Be	Subject	Subject	Be	
Who	is	that?	That	is	my cousin.
		she?	She		
	are	they?	They	are	my cousins.

### Note

We almost always use contractions with question words + *is* and pronouns + *am*, *is*, and *are* in speaking and informal writing.

- Who's that?
- That's my cousin.
- She's nice.

### Questions with *what* + *be like*

### Answers with *seem* / *look* / *be* + adjective

What	Be	Subject	Like?		Subject	Seem / Look / Be	Adjective
What	is	he	like?		He	seems / looks / is	nice.
	are	they			They	seem / look / are	serious.



>> FOR PRACTICE, GO TO PAGE 128



### 3 PRONUNCIATION

#### The vowel sound /ʌ/

The vowel sound /ʌ/ is usually spelled with the letter *u*. In some words, it is spelled with the letter *o*.

- A** ▶02-04 Listen. Notice the vowel sound /ʌ/ in these words. Then listen and repeat.  
funny husband lunch love

- B** ▶02-05 Listen. Circle the family words that have the sound /ʌ/. Then listen and repeat the words with /ʌ/.

- |                    |                                     |                     |                    |
|--------------------|-------------------------------------|---------------------|--------------------|
| 1. m <u>o</u> ther | 3. d <u>a</u> ughter-in-l <u>aw</u> | 5. b <u>ro</u> ther | 7. <u>u</u> ncle   |
| 2. f <u>a</u> ther | 4. s <u>o</u> n                     | 6. <u>a</u> unt     | 8. c <u>o</u> usin |

- C** **PAIRS** Student A: Say two words to your partner—one word with the sound /ʌ/ and one word with a different vowel sound. Student B: Say which word has the /ʌ/ sound.

A: sister, brother      B: brother

### 4 CONVERSATION



- A** ▶02-06 Listen or watch. Complete the sentences.

- Laura and her husband look \_\_\_\_\_.
- Emma's grandparents are \_\_\_\_\_.
- Emma's brother is \_\_\_\_\_.
- Emma's brother-in-law isn't \_\_\_\_\_.  
He's \_\_\_\_\_.

#### CONVERSATION SKILL Show interest

To show that you are interested in what someone says, say:

- Really?
- Wow!
- Is that right?

Listen to or watch the video again. Raise your hand when you hear someone show interest.



- B** ▶02-07 Listen or watch. Complete the conversation.

Yuki: \_\_\_\_\_ that?  
Emma: That's my brother-in-law.  
Yuki: He \_\_\_\_\_ serious.  
Emma: Really? Well, he isn't  
\_\_\_\_\_ serious at all! He's funny!



- C** ▶02-08 Listen and repeat. Then practice with a partner.

- D** **PAIRS** Make new conversations. Use these words or your own ideas. Change *he* to *she* if necessary.

grandfather    shy    outgoing



### 5 TRY IT YOURSELF

- A** **MAKE IT PERSONAL** Show your partner photos of your friends and family. Talk about the people in your photos. What are they like?

A: Who's that?

B: That's my friend Mona.

A: What's she like? She looks kind.

B: She's kind, and she's ...

- B** **WALK AROUND** Show three other students your photos. Talk about the people.

I CAN DESCRIBE SOMEONE'S PERSONALITY.

